



Pepper Flow®

Welcome to Office Hours



Lauren Walker

Senior Manager,
Customer Success



Elizabeth Calderon

Customer Success
Manager



Anissa Nashikkar

Implementation
Specialist

Protocols for Today

- ✓ Using demo environments
- ✓ Customer-specific questions may warrant a follow-on discussion
- ✓ Parking lot for any follow-ups needed outside of this session and feature requests
- ✓ Submit questions via Zoom Q&A or use Raise Hand and you will be unmuted
- ✓ Poll participation is optional, but encouraged
- ✓ Recording will be shared afterwards

Today's Format






1. Capability showcase by Vodori - 15 mins
2. Pre Submitted Questions - 10 mins
3. Open Q&A - 20 mins
4. Looking ahead - 5 mins

Annotations in Pepper Flow

In Pepper Flow annotations help you to get the most out of reviewing your pieces by:

- **Fostering collaboration among reviewers and content creators**
- **Linking directly to your core claims in the library**

Annotation Tools:

-  Place an annotation anywhere on the document
-  Draw a box around a section of content
-  Draw an arrow to a section of content
-  Highlight a selection of text
-  Strikethrough a selection of text

Note: Certain document formats, such as .jpg files and other images, do not allow highlight or strikethrough of text.

Best practice recommendations: Annotation Tools & Features

Initiator or Content Creator:

- [Reference link](#) your core claims prior to sending the document for review
- Utilize the [@ mention feature](#) to request feedback in particular areas
- Download the [Job Summary Report](#) with Annotations to share with external parties
- [Import](#) and [move](#) annotations from version to version to save time

Reviewer:

- [Reply directly](#) to questions in annotations
- Collaborate with other reviewers directly in Pepper Flow utilizing [@ mention](#)
- Designate [certain colors](#) for different change requests
- [Preview the document](#) without annotations overlay

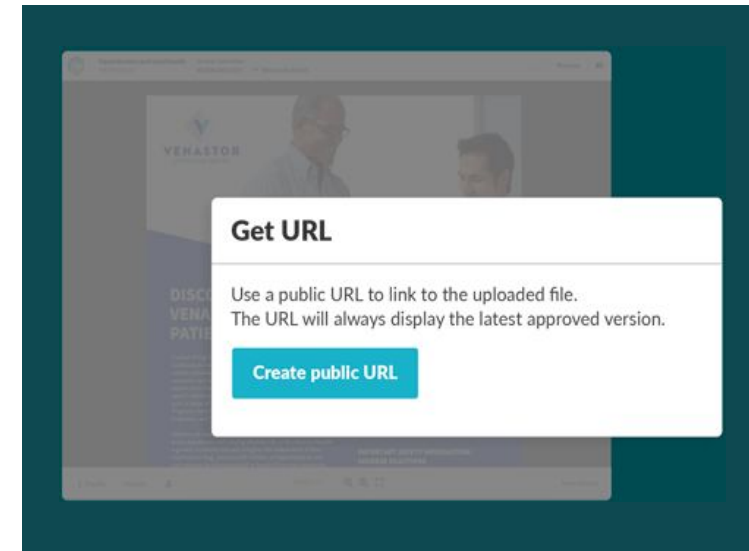
Presubmitted Topics

1. Delegation & Reassignment
2. Version Comparison

FEATURE HIGHLIGHT

Maintain a Chain of Custody on Approved Materials used Digitally

- Easily share approved content or add it to your website
- URL will continue to show the latest, approved content
- URL will not work if content is expired



Contact your CSM or System Owner to learn more about using this feature for your team



Open Q&A

NEW! Salesforce Integration for Pepper Flow

Available now



You review and approve
content in Pepper Flow



Approved content is
accessible in Salesforce



Content is available in context of a sales rep
or MSL's current deals or territory



Sales reps and MSLs can share approved
content with contacts as needed



Key information supplied in Pepper Flow
is visible, such as target audience or
intended use

Contact your CSM or System Owner to request more information about our turnkey
connector to access Pepper Flow content directly in Salesforce-based CRMs

Looking Ahead

- Recording will be shared after this call
- Next Office Hours is December 15th, our final session of 2022!

Thank you